


**ACTIVITIES BOOK FOR CHILDREN
BY IEC PUBLICATION BUREAU
LAGOS NIGERIA**

Date _____

Colouring



Instructions

- Introduce and talk to the child about apples.
- Ask the child to colour the picture of the apple.


.....
Parent's Signature

1

.....
AWW Signature



Colouring



Instructions

- Introduce and talk to the child about mangoes.
- Ask the child to colour the picture of the mango.

.....
Parent's Signature

2

.....
AWW Signature



Free drawing

Instructions

- Ask the child to draw anything s/he feels like.
- Write the name of the object drawn by the child and talk to her/him about it.

.....
Parent's Signature


3

.....
AWW Signature



Date _____

Concept of Distance



Instructions

- Introduce and talk about all sets of pictures to the child.
- Ask the child to circle the picture in which the crow is closer to the pot.
- Ask the child to circle the picture in which butterfly is farther away from the flower.


Parent's Signature

4

AWW Signature



Trace and Colour



Instructions

- Introduce the sheet to the child.
- Ask the child to discover the picture by joining the dots and colour the picture.

.....
Parent's Signature

.....
AWW Signature



Date _____

Concept of Length



Instructions

- Introduce and talk about both sets of pictures to the child.
- Ask the child to circle the picture of the short branch.
- Ask the child to circle the picture of the long leaf.

.....
Parent's Signature

.....
AWW Signature



Date_____

Collage Work



Instructions

- Introduce and talk about cauliflowers to the child.
- Ask the child to paste cotton in the picture of the cauliflower.

.....
Parent's Signature


7

.....
AWW Signature



Date _____

Trace and Colour



Instructions


- Introduce the sheet to the child.
- Ask the child to discover the picture by joining the dots and colour the picture.

.....
Parent's Signature

.....
AWW Signature



Concept of Space



Instructions

- Introduce and talk about both sets of pictures to the child.
- Ask the child to circle the picture in which the man is sitting in the car.
- Ask the child to circle the picture in which the fruits are outside the basket.

Parent's Signature

AWW Signature



Free drawing

Instructions

- Ask the child to draw anything s/he feels like.
- Write the name of the object drawn by the child and talk to her/him about it.

.....
Parent's Signature

10

.....
AWW Signature



Date _____

Concept of Size



Instructions

- Introduce and talk about all sets of pictures to the child.
- Ask the child to circle the picture of the big ball.
- Ask the child to circle the picture of the small umbrella.
- Ask the child to circle the picture of the big letter box.


Parent's Signature

AWW Signature



Date _____

Colouring



Instructions

- Introduce and talk about butterflies to the child.
- Ask the child to colour the picture of the butterfly.

.....
Parent's Signature

12

.....
AWW Signature



Date_____

Concept of Colour – Red



Instructions

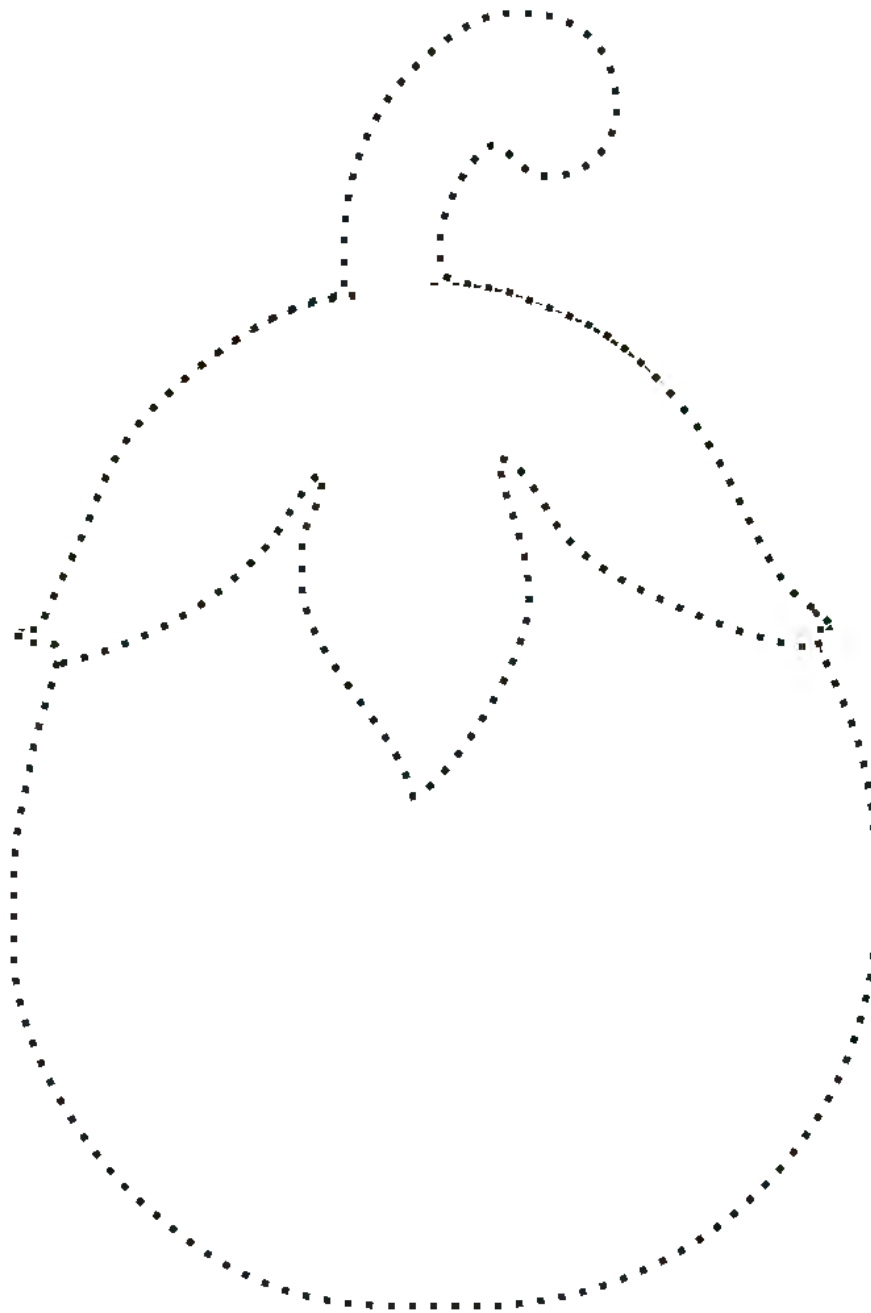
- Introduce the colour red and talk about red coloured objects in the surroundings.
- Talk about all the pictures above.
- Ask the child to circle all of the red coloured objects.

.....
Parent's Signature

.....
AWW Signature



Tracing the Dots



Instructions

- Introduce the sheet to the child.
- Ask the child to discover the picture by joining the dots and colour the picture.

Parent's Signature

AWW Signature



Date _____

Sense of Taste



Instructions

- Introduce and talk about the taste of different food items.
- Ask the child to circle the food items which are sweet.

Parent's Signature _____

AWW Signature _____



Free drawing

Instructions

- Ask the child to draw anything s/he feels like.
- Write the name of the object drawn by the child and talk to her/him about it.

.....
Parent's Signature

16

.....
AWW Signature



Date _____

Similar Object Matching



Instructions

- Introduce all the pictures above.
- Ask the child to match similar looking objects.


.....
Parent's Signature

.....
AWW Signature



Date _____

Collage Work



Instructions

- Introduce and talk about trees to the child.
- Ask the child to tear and paste paper in the picture of the tree.

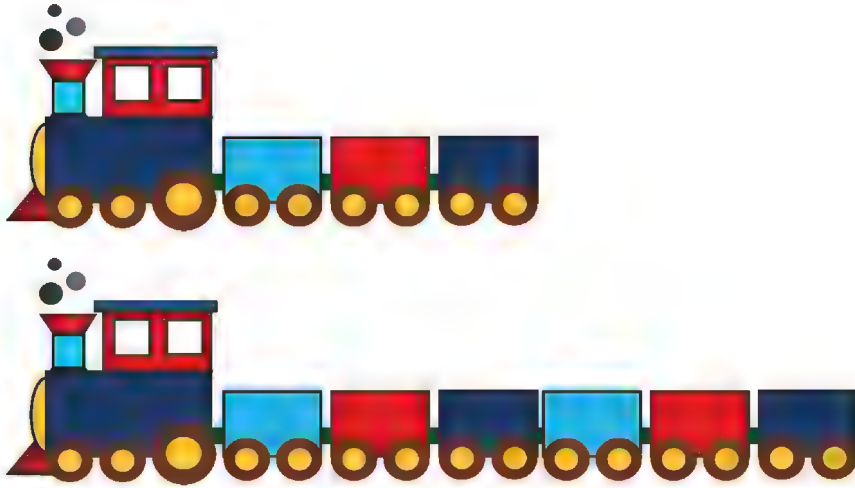
.....
Parent's Signature

18

.....
AWW Signature



Concept of Length



Instructions

- Introduce and talk about both sets of picture to the child.
- Ask the child to circle the long train.
- Ask the child to circle the short pencil.

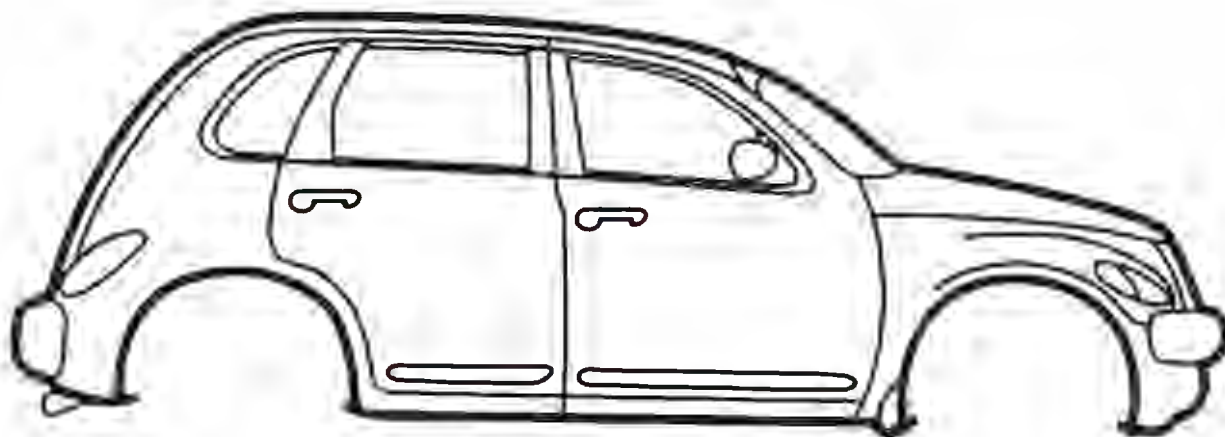
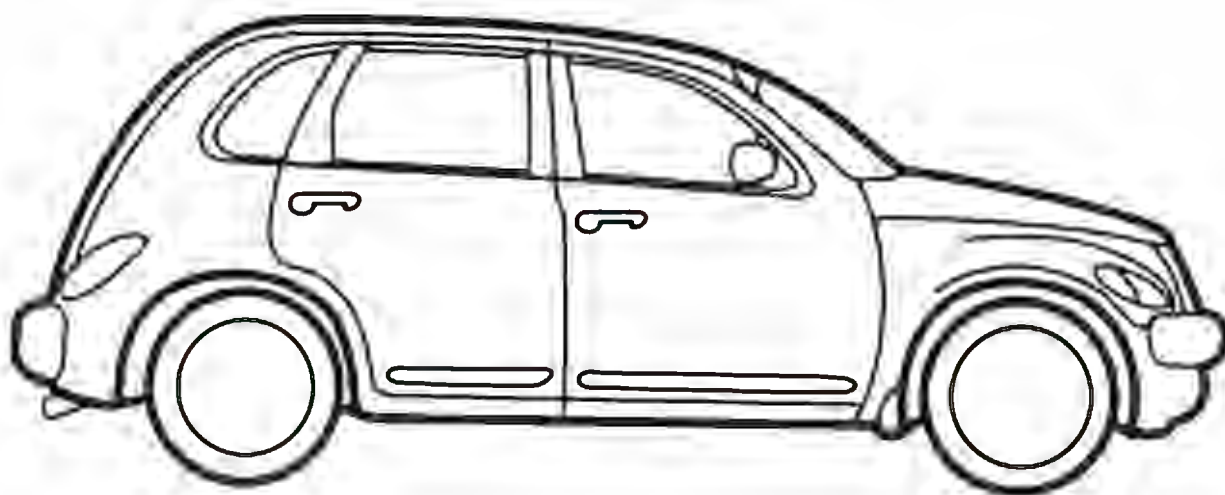
.....
Parent's Signature

.....
AWW Signature



Date _____

Complete the Picture



Instructions

- Introduce and talk about the picture of the car to the child.
- Ask the child to spot the differences in the two pictures and complete the incomplete picture.

.....
Parent's Signature


20

.....
AWW Signature



Date _____

Concept of Thick and Thin



Instructions

- Introduce and talk about all sets of pictures to the child.
- Ask the child to circle the thick brinjal.
- Ask the child to circle the thin rope.
- Ask the child to circle the thick bottle gourd.


Parent's Signature

AWW Signature



Date _____

Trace and Colour



Instructions

- Introduce the sheet to the child.
- Ask the child to discover the picture by joining the dots and colour the picture.

.....
Parent's Signature

.....
AWW Signature



Concept of Space



Instructions

- Introduce and talk about all sets of pictures to the child.
- Ask the child to circle the picture in which the cat is above the table.
- Ask the child to circle the picture in which the ball is under the chair.


.....
Parent's Signature

.....
AWW Signature



Date _____

Thumb Printing



Instructions

- Introduce and talk to the child about ducks.
- Ask the child to put her/ his thumb impression in the picture of the duck.

.....
Parent's Signature

24

.....
AWW Signature



Date _____

Concept of Thick and Thin



Instructions

- Introduce and talk about all sets of pictures to the child.
- Ask the child to circle the thick book.
- Ask the child to circle the thin candle.


Parent's Signature _____

AWW Signature _____



Date _____

Colouring



Instructions

- Introduce and talk to the child about ice cream.
- Ask the child to colour the picture.

.....
Parent's Signature

.....
AWW Signature



Concept of Distance



Instructions

- Introduce and talk about all sets of pictures to the child.
- Ask the child to circle the picture in which the rabbit is closer to the carrots.
- Ask the child to circle the picture in which the bird is farther away from the tree.

.....
Parent's Signature

.....
AWW Signature



Free drawing

Instructions

- Ask the child to draw themselves.
- Write the names of the body parts drawn by the child and talk to her/ him about them.

.....
Parent's Signature

28

.....
AWW Signature



Date _____

Concept of Colour – Blue



Instructions

- Introduce the colour blue and talk about blue coloured objects in the surroundings.
- Talk about all the pictures above.
- Ask the child to circle all of the blue coloured objects.

Parent's Signature

AWW Signature



Date _____

Collage Work



Instructions

- Introduce and talk about clouds to the child.
- Ask the child to paste cotton in the picture of the cloud.

Parent's Signature _____

AWW Signature _____



Concept of Space



Instructions

- Introduce and talk about both sets of pictures to the child.
- Ask the child to circle the picture in which the boy is standing behind the house.
- Ask the child to circle the picture in which the chair is in front of the table.

Parent's Signature _____

AWW Signature _____



Date_____

Concept of Colour – Yellow



Instructions

- Introduce the colour yellow and talk about yellow coloured objects in the surroundings.
- Talk about all the pictures above.
- Ask the child to circle all of the yellow coloured objects.

.....
Parent's Signature

.....
AWW Signature



Date _____

Concept of Shape – Circle



Instructions

- Introduce the shape of a circle and talk about circular objects in the surroundings.
- Ask the child to tick all of the circular objects above.


Parent's Signature _____

AWW Signature _____



Date _____

Thumb Printing



Instructions

- Introduce and talk about fish to the child.
- Ask the child to put her/ his thumb impression in the picture of the fish.

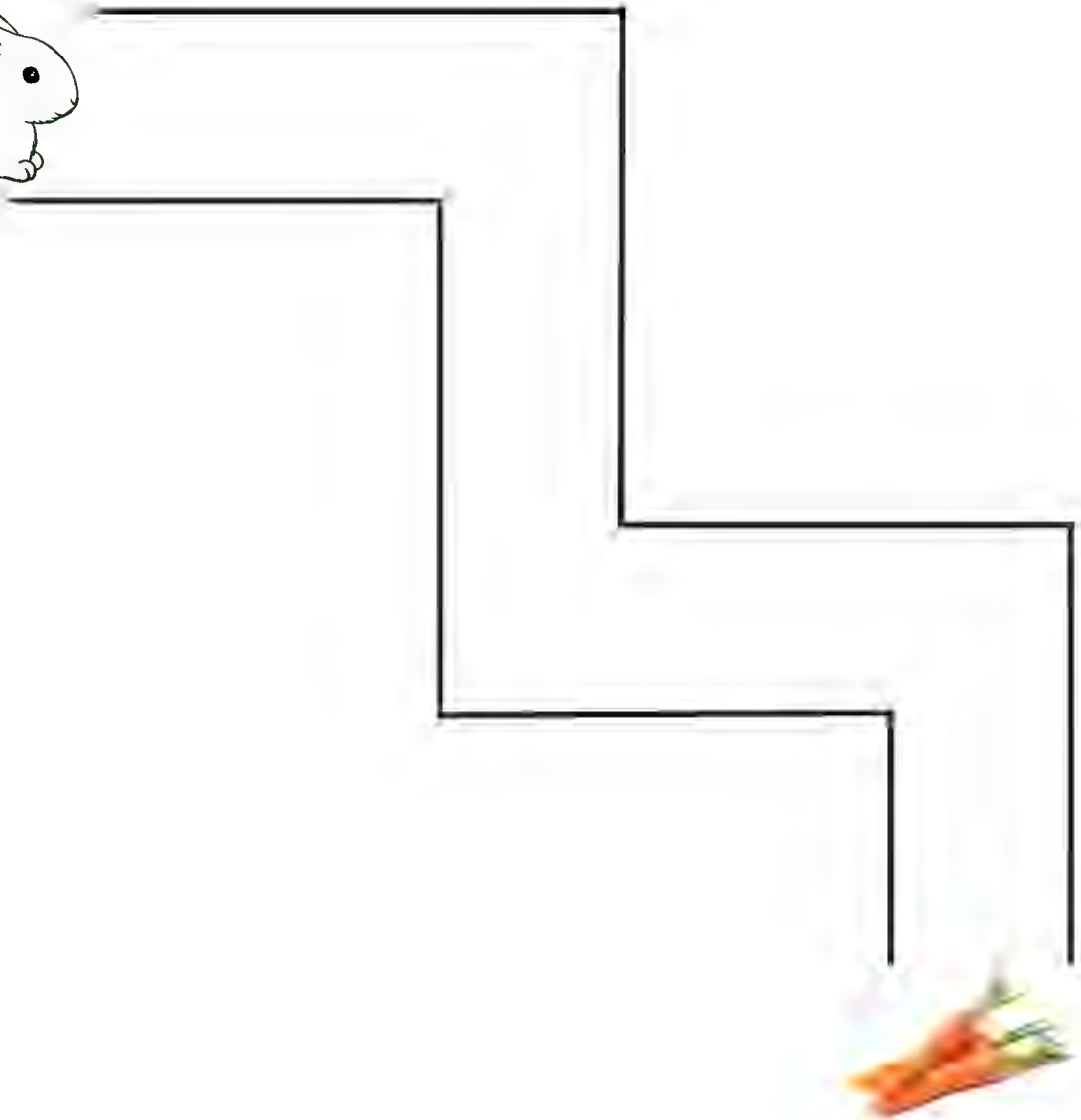

.....
Parent's Signature

.....
AWW Signature



Date _____

Problem Solving (Maze)



Instructions

- Introduce the picture of the rabbit and the path within the maze.
- Ask the child to take the rabbit to the carrots through the path while not touching the borders.

.....
Parent's Signature

35

.....
AWW Signature



Date _____

Functional Association



Instructions

- Introduce and talk about all of the objects above.
- Ask the child to match the related/ associated objects.

.....
Parent's Signature

.....
AWW Signature



Date _____

Concept of Numbers



Instructions

- Introduce and talk about all sets of pictures to the child.
- Ask the child to circle the picture with more cauliflowers.
- Ask the child to circle the picture with less brinjals.
- Ask the child to circle the picture with less onions.

Parent's Signature _____

AWW Signature _____



Free drawing

Instructions

- Ask the child to draw anything s/he feels like.
- Write the name of the object drawn by the child and talk to her/him about it.


.....
Parent's Signature

38

.....
AWW Signature



Concept of Shape – Triangle



Instructions

- Introduce the shape of a triangle and talk about triangular objects in the surroundings.
- Ask the child to tick all of the triangular objects above.

.....
Parent's Signature

.....
AWW Signature



Date _____

Complete the Picture



Instructions

- Introduce and talk about the picture to the child.
- Ask the child to spot the differences in the pictures and complete the incomplete picture.

.....
Parent's Signature

40

.....
AWW Signature



Date _____

Concept of Space



Instructions

- Introduce and talk about both sets of pictures to the child.
- Ask the child to circle the picture in which the cat is out of the box.
- Ask the child to circle the picture in which the flowers are inside the vase.

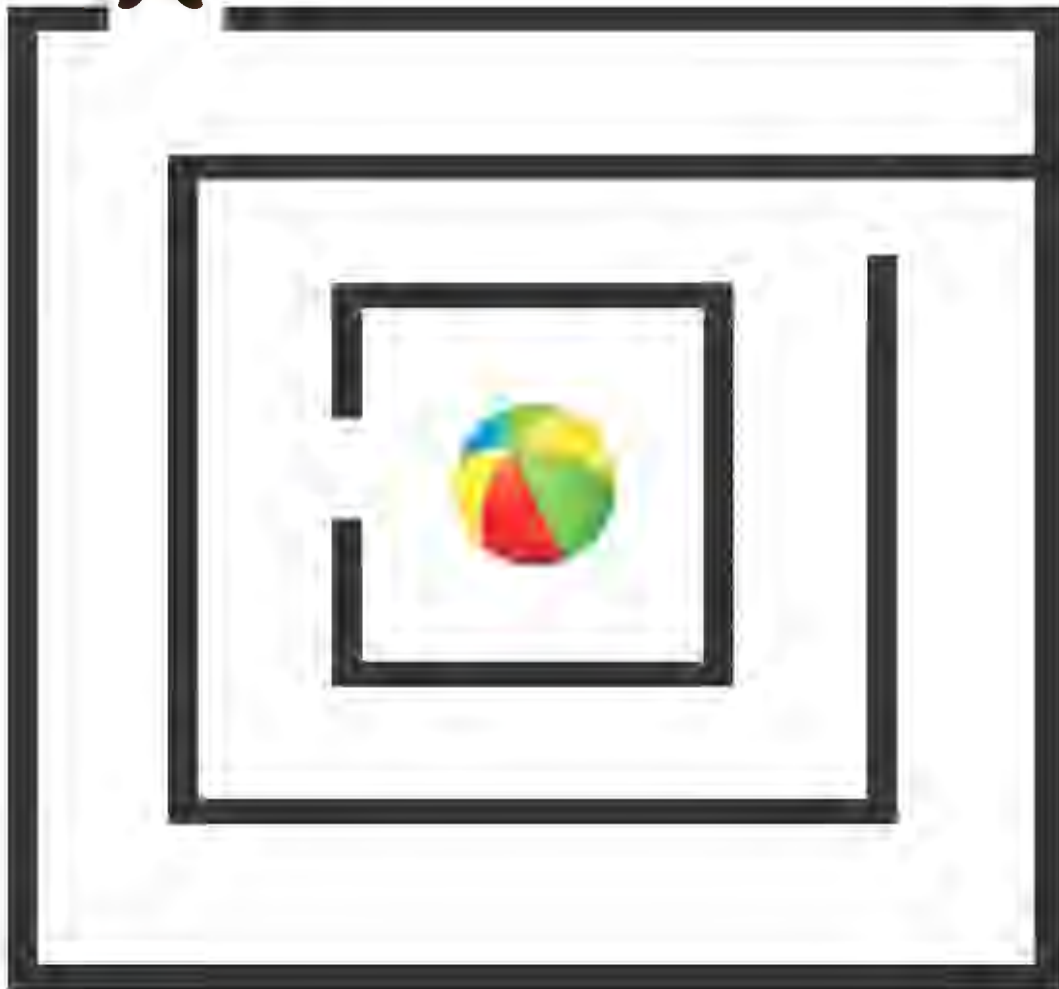
Parent's Signature

AWW Signature



Date _____

Problem Solving (Maze)



Instructions

- Introduce the picture of the girl, ball and the path within the maze.
- Ask the child to take the girl to the ball through the path while not touching the borders.

Parent's Signature _____

AWW Signature _____



Concept of Shape – Rectangle



Instructions

- Introduce the shape of a rectangle and talk about rectangular objects in the surroundings.
- Ask the child to tick all of the rectangular objects above.

Parent's Signature

AWW Signature



Free drawing

Instructions

- Ask the child to draw anything s/he feels like.
- Write the name of the object drawn by the child and talk to her/him about it.

.....
Parent's Signature

.....
AWW Signature



Date _____

Similar Shape Matching



Instructions

- Introduce and talk about all of the pictures above.
- Ask the child to match the objects with similar shapes.

.....
Parent's Signature

.....
AWW Signature



Date _____

Similar Colour Matching



Instructions

- Introduce and talk about all of the pictures above.
- Ask the child to match objects of the same colour.




.....
Parent's Signature

.....
AWW Signature



Date _____

Concept of Numbers



Instructions

- Introduce and talk about all sets of pictures to the child.
- Ask the child to circle the picture with more cups.
- Ask the child to circle the picture with less pencils.
- Ask the child to circle the picture with less roses.


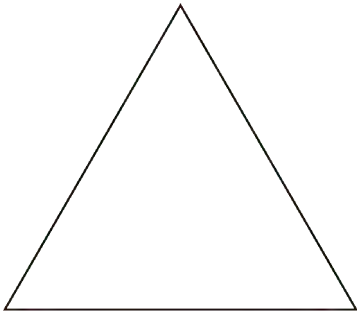
Parent's Signature

AWW Signature



Date _____

Shape Object Matching



Instructions

- Introduce and talk to the child about different shapes (circle, rectangle and triangle).
- Ask the child to match shapes with similar looking objects.

.....
Parent's Signature

.....
AWW Signature



**Ministry of Women and Child Development
Government of India**

www.wcd.nic.in

